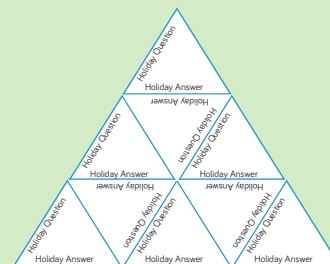


# Holidays and Festivals



## Task: My holiday abroad: a Tarsia puzzle

### Topic Overview

This topic should enable students to recognise and use some basic words and phrases to talk about and describe holidays. Students will research holidays in the target language country/countries. Students will also learn about famous festivals from the target language country/countries. Students may take material that is relevant to this topic from a wider pool of information provided.

### Task Description

Students create a Tarsia puzzle around the idea of a trip to the target language country and develop questions and answers related to the theme of holidays.

### Learning Outcomes

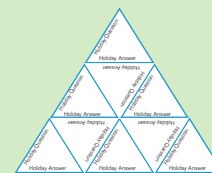
- Match questions and answers based on holidays.
- Use simple questions and answers with support to create a puzzle activity based on a holiday for their classmates.
- Learn about places to visit and things to do while on holiday by playing games.


### Resources

- Tarsia demo puzzle (attached, see comments)
- **Tarsia generator:** <http://www.mmlsoft.com/index.php/products/tarsia>
- **YouTube how-to videos:** [https://www.youtube.com/watch?v=pyvdl8c\\_u3o](https://www.youtube.com/watch?v=pyvdl8c_u3o)
- Flashcards
- Holiday brochures

## Holidays & Festivals

### Task: My holiday abroad: a Tarsia puzzle



|   |  |
|---|--|
| <p>Expected time taken</p>              | <p>3.5 hours<br/>(limiting the number of questions)</p>   |
| <p>Key language</p>                     | <p><b>Towns and regions:</b><br/>Vilnius, Kaunas, Klaipėda, Šiauliai, Panevėžys, Alytus, Palanga...<br/>KEY PHRASE: Aš esu Lietuvoje, Vilniuje.</p> <p><b>Categories of people (family members, friends, etc.):</b><br/>Mano šeima/ mano mama/ mano tėtis/ mano sesuo/ mano broils etc.<br/>KEY PHRASE: Aš esu su + mano šeima.</p> <p><b>Seasons (metų laikai), days (dienos) and months (mėnesiai):</b><br/>Data (dienos ir mėnesiai – days and months):<br/>Savaitės dienos - Pirmadienis, antradienis, trečiadienis, ketvirtadienis, penktadienis, šeštadienis, sekmadienis.<br/>Mėnesiai - Sausis, Vasaris, Kovas, Balandis, Gegužė, Birželis, Liepa, Rugpjūtis, Rugsėjis, Spalis, Lapkritis, Gruodis.<br/>Seasons: Rudenį (in Autumn), Žiemą (in Winter), Pavasarį (in Spring), Vasarą (in Summer).</p> <p><b>Types of accommodations:</b><br/>Viešbutyje/Bute/Kurorte, etc.<br/>KEY PHRASE: Aš apsistoju + viešbutyje.<br/>Activities while on holiday<br/>1st person singular of present tense:<br/>Aš plaukiu, aš joju, aš einu į žygius, aš slidinėjau, aš lipu, aš poilsiauju, aš aplankau.</p> <p><b>Places to visit/where to go:</b><br/>Į muziejų/ Į kiną/ Į miesto centrą/ Į baseiną/ Į paplūdimį.<br/>KEY PHRASE: Aš einu + į muziejų.<br/>Asking and answering questions:<br/>Kur tu esi? Su kuo tu esi? Kada tu eini? Kaip tu laikaisi? Ką tu veiki?</p> |
| <p>Suggested scaffolding activities</p> | <p>The teacher can start by showing a finished puzzle made by him/her/another student.<br/>Brainstorm in class where all students describe a typical holiday abroad, in <b>LoS</b>.<br/>Explore the Tarsia's main questions.<br/>Give a tutorial on how to use the software.<br/>Use a variety of resources to introduce the main vocabulary. For example, Prezi/PowerPoint/laminated sheets/posters/flashcards/matching games (online or not).<br/>Get students to make a very simple and quick Tarsia puzzle on a topic of their choice.</p>   |

## Holidays & Festivals

### Task: My holiday abroad: a Tarsia puzzle



|   |   |
|---|---|
| <p>Self-assessment can-do descriptors</p> | <p>I can match questions and answers to do with a holiday.</p> <p>I can provide basic information in simple sentences about my holidays such as: where I am, whom I am with, when, how and what I am doing.</p> <p>I can use a Tarsia puzzle generator to create a challenge for my classmates.</p> <p>I can solve a Tarsia puzzle to do with the theme of holidays created by my classmates.</p> |
| <p>Key skills</p>                         | <p>Being Literate</p> <p>Managing information and thinking</p> <p>Being numerate</p> <p>Being creative</p> <p>Communicating</p>   |

