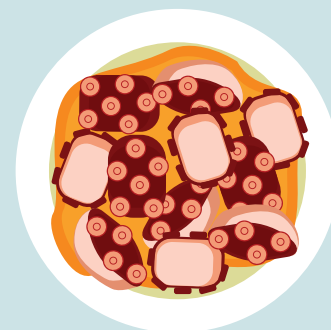


Food & Shopping



Task: Could I have...?

Topic Overview

This topic aims to prepare students to be able to order food in a restaurant or shop. Students will learn basic food vocabulary, typical food from the target language country/countries and simple expressions and phrases used to order food. Students may take material from a wider pool of information provided.

Task Description

Students work in small groups to prepare and deliver a simple role play in a restaurant.

Learning Outcomes

- Recognise the names of some foods
- Learn about some typical dishes from the target language country/countries
- Order from a menu


Resources


TO INTRODUCE SPANISH FOOD VOCABULARY

YouTube – food:	https://bit.ly/2XHta8P	https://bit.ly/2Z6ckm0
Worksheets & Games:	https://bit.ly/2SIhtkO	https://bit.ly/2YNAAZv https://bit.ly/30yJIHI
You tube – eating out:	https://bit.ly/2JvhvpN	
To create a menu for a restaurant	https://bit.ly/2XXICSB	
Sample menus from Spanish Restaurants:	https://bit.ly/2Gc7Tyf	https://bit.ly/2XXJYg9

Food & Shopping

Task: Could I have...?



Expected time taken - 3 to 3.5 hours 

Key language

Names of food: pan, queso, mantequilla, sopa, ensalada, mermelada, agua, plátano, yogur, jamón (bread roll, cheese, butter, soup, salad, jam, water, banana, yoghurt, ham)

Categories of meals used in menu:
(starter, main course, dessert)
primer plato, segundo plato, postre:

Names of dishes typical for the country: Paella, tortilla de patatas, gazpacho, pulpo a la gallega, gambas al ajillo, oreja a la plancha, fabada asturiana, jamón serrano, merluza en salsa verde

Numbers:

Expressions and phrases used to buy/order food: Quiero / Quisiera / Voy a tomar/beber/
¿Cuánto cuesta? / Nos trae... / Para mí

Nouns and their gender :	Masculine	Feminine
	tomate	sopa
	pepino	cebolla

It is important to remember that students learn the language chunks they need. They are not expected to learn the grammatical categories.

Suggested Scaffolding Activities

Crossword – food/dishes to be recognized on pictures.

Flash cards/ double cards (spot it cards) – food

Dialogues – in restaurant (fill missing words)

Flash cards – recognizing different objects

Rearrange dialogue

These are some websites that can help you create your resources:

<http://www.classtools.net/> <https://quizlet.com/>



Food & Shopping

Task: Could I have...?



Self-assessment can-do descriptors

- I can recognise some names for foods.
- I can recognise some names for drinks.
- I can order from a menu.
- I know the name of some typical dishes.

Key skills

- Developing my understanding and enjoyment of words and language
- Being positive about learning
- Being curious
- Being creative
- Working with others

Observations for teachers

To make the role play more challenging or interesting for students, you could give some more context to the scene. For example, there is a bee in the restaurant. The customers can be a family with children or an elderly couple. If a student does not feel comfortable taking part in the role play, they could be given the role of director, etc.

Guidelines on preparing effective role-plays are available here:

<https://bit.ly/32pZELe>

Teacher's Notes

