


# Food & Shopping



## Task: Could I have...?

### Topic Overview

This topic aims to prepare students to be able to order food in a restaurant. Students will learn basic food vocabulary, typical food from the target language country/countries, as well as simple expressions and phrases used to order food. Students may take material from a wider pool of information provided.

### Task Description

Students work in small groups to prepare and deliver a simple role play in a restaurant.

### Learning Outcomes

- Recognise the names of some foods
- Learn about some typical dishes from the target language country/countries
- Order from a menu

### Resources

#### TO INTRODUCE ITALIAN FOOD VOCABULARY

Some basic foods:

<https://bit.ly/2xL4PVm>

Activity to go with the pdf linked below, and YouTube song linked immediately after:

<https://bit.ly/2Lge2xD>

Exercises, also attached as PDF ITEM ONE: <https://bit.ly/2YQDa18>

YouTube song:

<https://bit.ly/1D63lnz>

#### WORKSHEETS & GAMES

Types of food, also attached as PDF ITEM TWO: <https://bit.ly/2G9x04Z>

#### DISHES AND MENU

structure, also attached as PDF ITEM THREE: <https://bit.ly/2G9ycoF>

#### HOW TO MAKE A MENU

Types of food, also attached as PDF ITEM FOUR: <https://bit.ly/2LOiYZV>


Cartoon with slow dialogue: <https://bit.ly/32oC2nl>

Menu from an Italian restaurant (also attached as a picture): <https://bit.ly/2LkV1Kq>

## Food & Shopping

### Task: Could I have...?



Expected time taken - 3 to 3.5 hours 

#### Key language

Names of food:	Pane, pasta, riso, risotto, pomodoro, salsa, sugo, formaggio, verdure, insalata, pepe, sale Olio, aceto, acqua, vino, birra, bibite
Names of dishes:	spaghetti alla carbonara, risotto ai funghi, lasagne al forno, pizza, cannelloni, penne al pesto, etc.
Numbers:	uno, due, tre, venti, trenta, cento, duecento, etc.
Other vocabulary and phrases at the restaurant:	Buongiorno Prego? / Cosa Desidera? / Cosa desiderate? Il menu Da mangiare/da bere Vorrei/prendo/Per me Ecco a lei / Ecco a voi Per favore, grazie, grazie mille, prego Il conto <b>Categories of dishes used in menu:</b> Antipasti, primi piatti, secondi piatti, contorni, insalate, dolce, bevande/bibite


It is important to remember that students learn the language chunks they need. They are not expected to learn the grammatical categories.

#### Suggested Scaffolding Activities

Crossword – food/dishes to be recognized on pictures.  
Flash cards/ double cards (spot it cards) – food  
Dialogues – in restaurant (fill missing words)  
Flash cards – recognizing different objects  
Rearrange dialogue  
These are some websites that can help you create your resources:  
<http://www.classtools.net/>      <https://quizlet.com/>

## Food & Shopping

### Task: Could I have...?



#### Self-assessment can-do descriptors

- I can recognise some names for foods.
- I can recognise some names for drinks.
- I can order from a menu.
- I know the name of some typical dishes.

#### Key skills

- Managing information and thinking
- Being numerate
- Being creative
- Communicating
- Being literate

#### Observations for teachers

context to the scene, for example, there is a bee in the restaurant, the customers can be a family with children, an elderly couple. If a student doesn't feel comfortable taking part in the role play, they could be given the role of director, etc.

Guidelines on preparing effective role-plays are available here:

<https://bit.ly/32pZEle>

Teacher's Notes

