

TEXTING STORY: A GUIDE FOR LANGUAGE TEACHERS



BY JOE DALE


Introduction

[Texting Story](#) is a free iOS and Android app which allows users to write a text message conversation and save it as a video or gif. A great way for students to practise writing dialogues in a medium which is very familiar to them and save the results for accessing later for revision. Users don't need to create an account to use the app either.

To get started

-

Having downloaded the app from the [App Store](#) or [Google Play store](#), launch it and choose the names of the characters taking part in the conversation by holding down your finger on a name which brings up another page and allows you to edit names as well as change the colour for each character.



Characters

Add a comment line



Joe

Person icon, Paint palette icon, Speaker icon

Bob

Person icon, Paint palette icon, Speaker icon



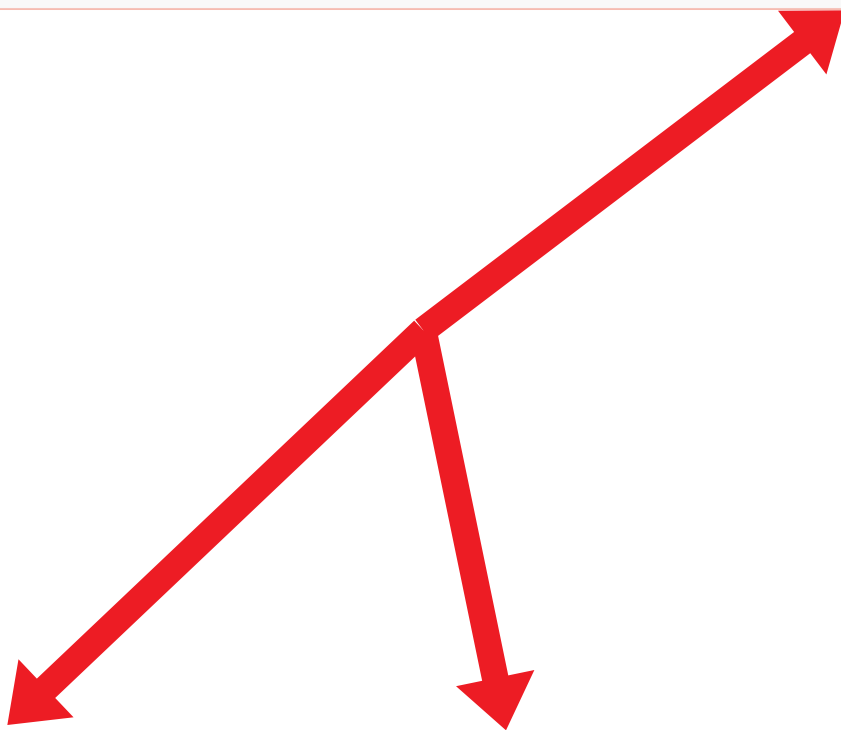
+

OK

Tap Done and OK when you've finished adding names and colours.

Joe

Bob



Hi Joe, what are you doing?



Tap on the name of the person who you want to appear first in the dialogue. Write your message in the message box and tap the send icon.

Joe

Bob



Hi Joe, what are you doing?

Hi Bob, I'm checking out this cool app texting story.



Tap on the name of the second person repeat the same process and so on until your dialogue is completed.

Joe

Bob

It lets you write a text message conversation and save it as a video or gif.

Amazing! So great for promoting writing in the languages classroom.

Precisely!

Message



Tap here

Tap Tap here.

Joe

Bob

It lets you write a text message conversation and save it as a video or gif.

Amazing! So great for promoting writing in the languages classroom.

Precisely!

Message



New story



Create video



Edit story

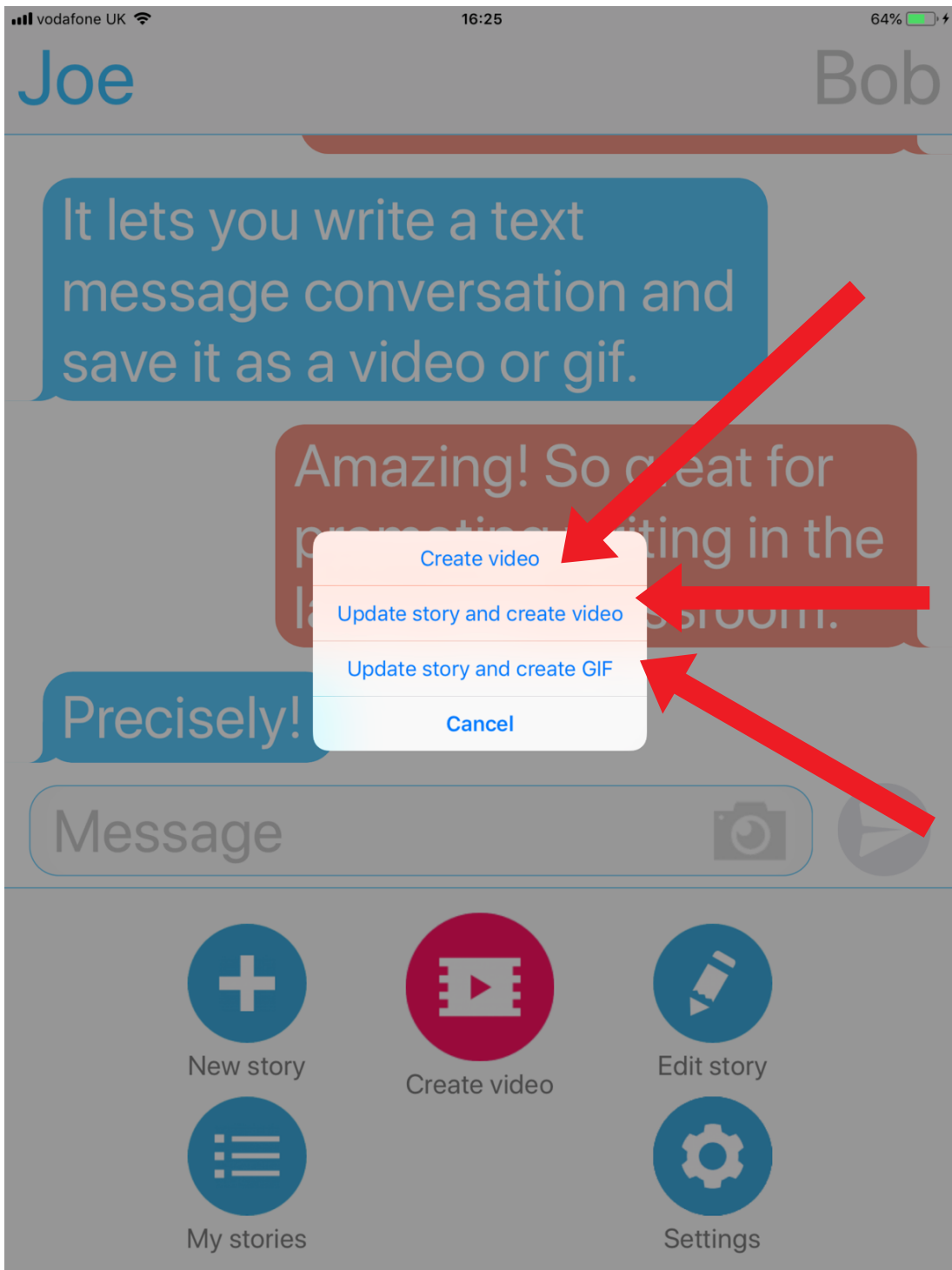


My stories



Settings

Tap Create video or hold down on the Create video option until a menu appears allowing you to create a video or a gif of your conversation.



Choose if you would like to create a video or gif.

Joe

Bob

It lets you write a text message conversation and save it as a video or gif.

Amazing! So great for promoting writing in the languages classroom.

Precisely!

Message



New story



Watch video



Edit story




My stories



Share video




Settings



Tap Share video

Send to

Other



WhatsApp



Messages



Messenger



Twitter



Facebook



Instagram



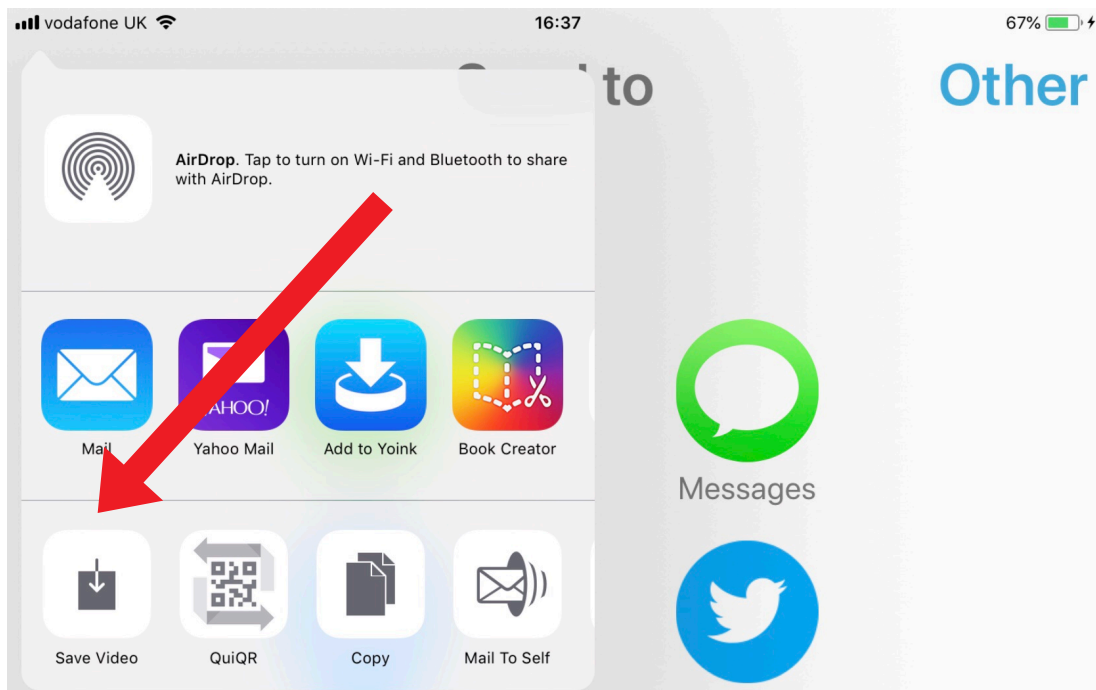
YouTube



Snapchat

OK

Tap Other.



Tap Save Video.

I hope you've found this guide useful and it's given you some ideas on how you can use SpeakPipe as a way of promoting speaking in your language lessons!

Feel free to send me some feedback via email: joedale@talk21.com or via Twitter: @joedale